



Hidden Order Statistic Report Hidden Order Consideration

Hidden Order and Resultant Trade Statistics as at: December 2022

Monthly Hidden Order Consideration Per Segment (ZAR)

Month	ZA01	ZA02	ZA03
Jan-22	-	-	-
Feb-22	-	-	-
Mar-22	-	-	-
Apr-22	-	-	-
May-22	-	-	-
Jun-22	-	-	-
Jul-22	-	-	-
Aug-22	-	-	-
Sep-22	-	-	-
Oct-22	-	-	-
Nov-22	-	-	-
Dec-22	-	-	-
Total	-	-	-

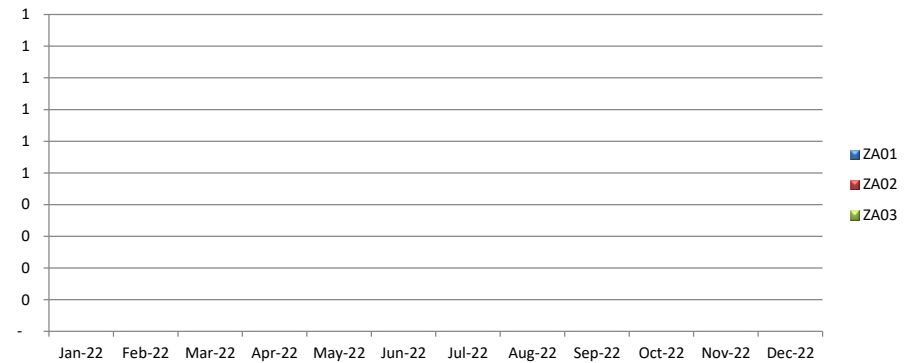
Monthly Total Order Consideration Per Segment (ZAR)

Month	ZA01	ZA02	ZA03
Jan-22	7 408 487 787 207	1 111 246 832 607	15 431 152 234
Feb-22	9 286 144 607 580	1 618 802 307 228	25 997 082 851
Mar-22	12 800 788 581 630	2 227 865 838 836	22 472 987 230
Apr-22	9 223 344 546 891	1 501 386 689 372	84 233 971 691
May-22	9 575 975 378 043	1 532 342 611 912	16 431 816 226
Jun-22	9 795 247 896 972	1 378 843 079 970	16 221 522 512
Jul-22	10 458 403 675 423	1 294 076 337 661	12 455 871 611
Aug-22	9 234 123 958 091	1 245 348 052 977	13 578 124 408
Sep-22	10 691 344 687 934	1 356 363 094 201	18 353 661 041
Oct-22	10 982 579 945 477	1 283 215 048 808	17 219 414 024
Nov-22	10 265 866 979 722	1 182 555 175 807	20 197 988 821
Dec-22	7 632 773 905 483	821 888 155 044	15 276 243 853
Total	117 355 081 950 453	16 553 933 224 423	277 869 836 501

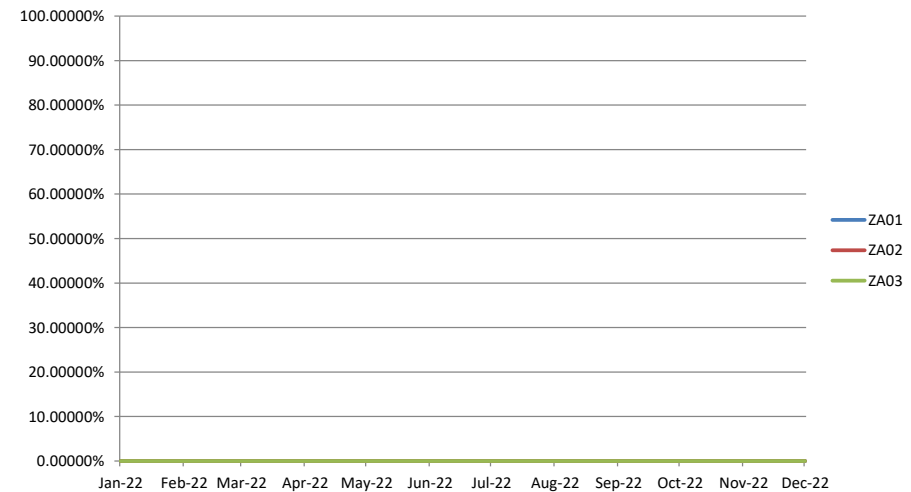
Monthly Hidden Order Consideration Per Segment as a Percentage of Total Monthly Order Consideration Per Segment

Month	ZA01	ZA02	ZA03
Jan-22	0.00000%	0.00000%	0.00000%
Feb-22	0.00000%	0.00000%	0.00000%
Mar-22	0.00000%	0.00000%	0.00000%
Apr-22	0.00000%	0.00000%	0.00000%
May-22	0.00000%	0.00000%	0.00000%
Jun-22	0.00000%	0.00000%	0.00000%
Jul-22	0.00000%	0.00000%	0.00000%
Aug-22	0.00000%	0.00000%	0.00000%
Sep-22	0.00000%	0.00000%	0.00000%
Oct-22	0.00000%	0.00000%	0.00000%
Nov-22	0.00000%	0.00000%	0.00000%
Dec-22	0.00000%	0.00000%	0.00000%
Total			

Monthly Hidden Order Consideration Per Segment (ZAR)



Monthly Hidden Order Consideration Per Segment as a Percentage of Total Monthly Order Consideration Per Segment



Hidden Order Volume

Monthly Hidden Order Volume Per Segment

Month	ZA01	ZA02	ZA03
Jan-22	529 148 412	4 502 353	-
Feb-22	372 043 749	4 703 591	56 000 000
Mar-22	167 626 222	688 153 029	-
Apr-22	25 948 050	1 694 467 064	-
May-22	59 514 777	2 462 540 954	-
Jun-22	62 501 437	661 935 601	-
Jul-22	157 278 687	310 000	-
Aug-22	862 904 900	2 391 221	-
Sep-22	3 947 785 403	12 067 190 767	34 065 500 000
Oct-22	1 930 205 736	21 916 792 280	9 582 000 000
Nov-22	4 503 830 473	47 014 496 175	7 004 000 000
Dec-22	3 490 481 301	20 417 816 806	-
Total	16 109 269 147	106 935 299 841	50 707 500 000

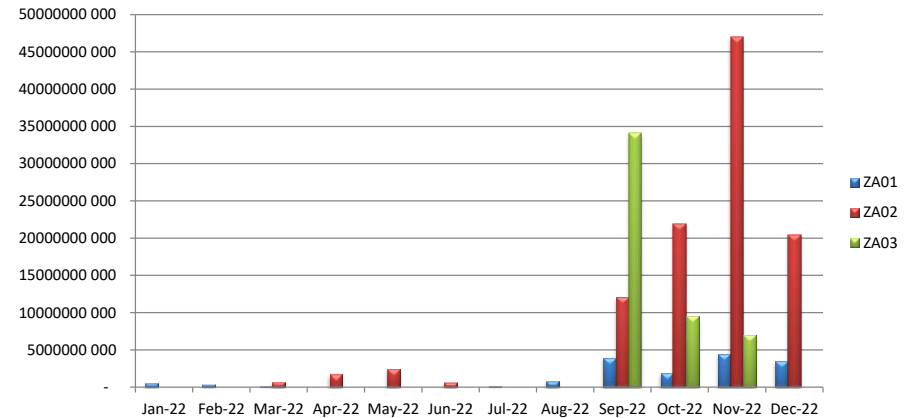
Monthly Total Order Volume Per Segment

Month	ZA01	ZA02	ZA03
Jan-22	27 761 027 691	27 052 079 693	31 791 605 458
Feb-22	35 177 147 538	34 768 939 144	29 989 293 962
Mar-22	52 412 863 611	50 928 813 002	34 102 687 013
Apr-22	35 322 661 528	36 538 935 076	9 770 588 567
May-22	40 340 947 112	41 771 885 449	6 423 887 507
Jun-22	41 098 271 960	36 169 560 877	6 283 326 494
Jul-22	41 982 161 443	33 506 674 898	5 892 744 007
Aug-22	39 003 417 489	31 300 836 122	11 170 159 756
Sep-22	50 536 482 942	49 654 824 828	45 066 218 040
Oct-22	47 548 942 727	58 399 928 671	21 908 745 921
Nov-22	45 884 049 417	78 368 771 490	41 474 481 738
Dec-22	33 998 451 272	44 864 769 014	39 300 364 005
Total	491 066 424 730	523 326 018 264	283 174 102 468

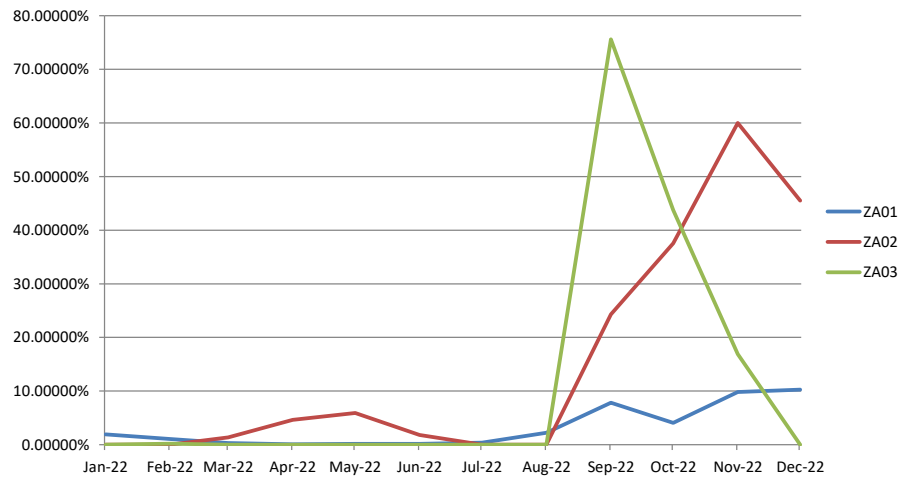
Monthly Hidden Order Volume Per Segment as a Percentage of Total Monthly Order Volume Per Segment

Month	ZA01	ZA02	ZA03
Jan-22	1.90608%	0.01664%	0.00000%
Feb-22	1.05763%	0.01353%	0.18673%
Mar-22	0.31982%	1.35121%	0.00000%
Apr-22	0.07346%	4.63743%	0.00000%
May-22	0.14753%	5.89521%	0.00000%
Jun-22	0.15208%	1.83009%	0.00000%
Jul-22	0.37463%	0.00093%	0.00000%
Aug-22	2.21238%	0.00764%	0.00000%
Sep-22	7.81175%	24.30215%	75.58988%
Oct-22	4.05941%	37.52880%	43.73596%
Nov-22	9.81568%	59.99137%	16.88749%
Dec-22	10.26659%	45.50969%	0.00000%

Monthly Hidden Order Volume Per Segment (ZAR)



Monthly Hidden Order Volume Per Segment as a Percentage of Total Monthly Order Volume Per Segment



Hidden Order Trade Volume

Monthly Hidden Order Trade Volume Per Segment

Month	ZA01	ZA02	ZA03
Mar-22	25 000	-	-
Aug-22	1 114 860	-	-
Sep-22	1 245 773	-	-
Oct-22	80 015	-	-
Nov-22	83 289	-	-
Dec-22	351 852	-	-
	-	-	-
	-	-	-
	-	-	-
	-	-	-
	-	-	-
	-	-	-
Total	2 900 789.00	-	-

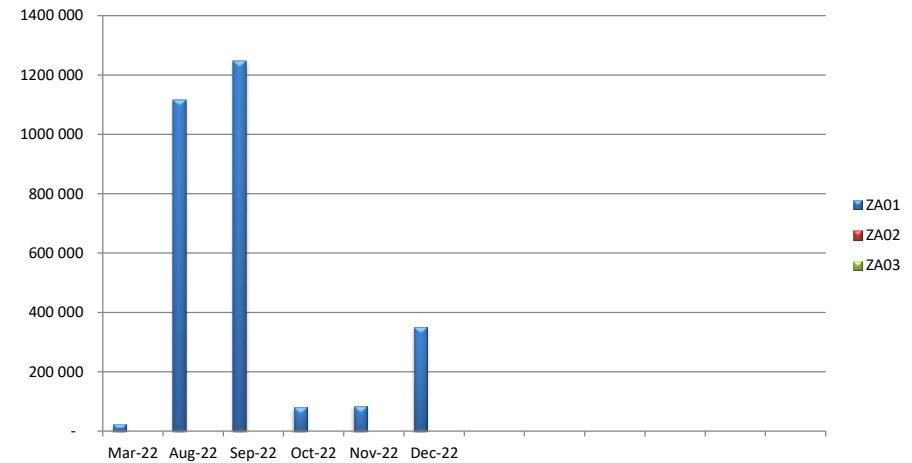
Monthly Total Order Trade Volume Per Segment (ZAR)

Month	ZA01	ZA02	ZA03
Mar-22	7 342 358 058	7 637 493 144	798 723 344
Aug-22	4 327 568 982	5 136 543 828	1 141 520 920
Sep-22	5 701 361 464	6 659 691 312	1 158 446 564
Oct-22	4 518 092 602	5 976 412 398	999 803 014
Nov-22	4 672 812 230	5 149 072 484	1 009 121 102
Dec-22	4 028 878 690	4 181 339 026	759 248 054
	-	-	-
	-	-	-
	-	-	-
	-	-	-
	-	-	-
	-	-	-
Total	30 591 072 026.00	34 740 552 192.00	5 866 862 998.00

Monthly Hidden Order Trade Volume Per Segment as a Percentage of Total Monthly Order Trade Volume Per Segment

Month	ZA01	ZA02	ZA03
Mar-22	0.00034%	0.00000%	0.00000%
Aug-22	0.02576%	0.00000%	0.00000%
Sep-22	0.02185%	0.00000%	0.00000%
Oct-22	0.00177%	0.00000%	0.00000%
Nov-22	0.00178%	0.00000%	0.00000%
Dec-22	0.00873%	0.00000%	0.00000%

Monthly Hidden Order Trade Volume Per Segment (ZAR)



Monthly Hidden Order Trade Volume Per Segment as a Percentage of Total Monthly Order Trade Volume Per Segment

